

**Order description**

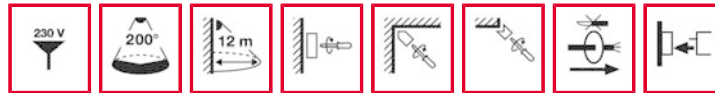
MD 200 white  
MD 200 brown  
MD 200 black

**Order number**

EM10025310  
EM10025327  
EM10025334

**EAN code**

4015120025310  
4015120025327  
4015120025334

**Short description:**

- Motion detector with 200° viewing distance for convenient lighting control
- Prevention of operating errors through in-built selector switch for test function/automatic operation
- One-handed plug-base installation for quick and easy installation
- Double diaphragm line entrance
- Connector bracket with large wiring space and optional line entrance from the top, bottom or rear
- Plug-in terminal for through-wiring of the protective conductor included
- Sensing and range adjustment by revolving and tilting spherical head technology
- Protective cap with bayonet lock for setting elements. Prevents unintentional parameter adjustment and protects from atmospheric influences
- For wall mounting
- Special brackets for mounting on inner and outer corners, available as accessories

**Technical data:**

Mains voltage	230 V AC, 50 Hz
Approx. power consumption	0.8 W
Viewing distance	200° sensor horizontally rotatable +/- 90°
Range	approx. 12 m, at an installation height of 2,5 m
Range adjustment	mechanically by tilting the motion detector head max 80°
Setting options	mechanically by adjusting controller
Switching capacity	230 V AC, 50 Hz, 1000 W/4.5 A (cos phi = 1), 500 VA/2.25 A (cos phi = 0.5)
Time setting	approx. 4 sec. - 10 mins.
Light value	approx. 2 - 1000 Lux
Permissible ambient temperature	-25 °C...+55 °C
Protection type	IP 44
Protection class	II
Test symbol	TÜV Süd
Installation type	wall mounting, mounting on inner and outer corners possible with accessories
Housing material	UV stabilised polycarbonate
Approx. measurements	height 81 mm x width 74 mm x length 102 mm
Colour	white, similar to RAL 9010, black, similar to RAL 9005, brown, similar to RAL 8017

**Accessories**

- EM10025518 - MD corner bracket white
- EM10980701 - RC-filter aluminium appearance



Order description

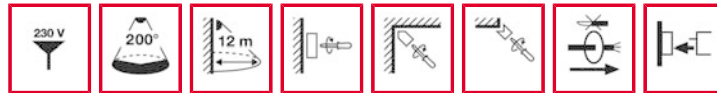
MD 200 white  
MD 200 brown  
MD 200 black

Order number

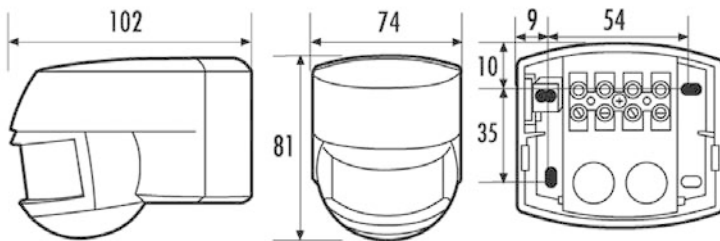
EM10025310  
EM10025327  
EM10025334

EAN code

4015120025310  
4015120025327  
4015120025334

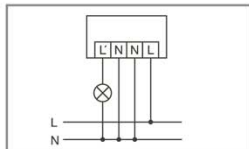


Dimensions in mm

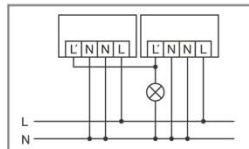


Schaltplan

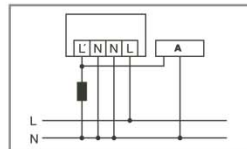
Bewegungsmelder MD 120, MD 200



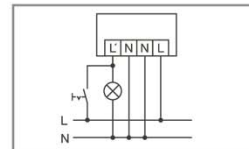
Standardbetrieb



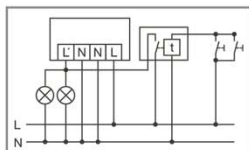
Parallelschaltung von max. 8 Geräten.



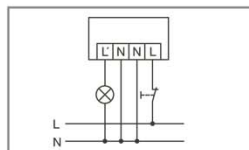
Bei Schaltung von Induktivitäten (z. B. Relais, Schütze, Vorschaltgeräte) kann der Einsatz eines Löschgliedes (A) erforderlich sein.



Standardbetrieb mit zusätzlicher Dauerlichtfunktion durch externen Schalter.



Parallelschaltung mit Treppenlichtautomat.



Standardbetrieb mit der zusätzlichen Möglichkeit des Einschaltens von Hand.

www.esylux.com